





INDEX

- Meaning of Aequitas
- Who are we?
- Our performance
- Why choose Aequitas?
- What sets us apart?
- Our Forte
- Investment philosophy
 - Focus and professional discipline
 - Process flow
 - Multibagger approach
 - Portfolio construction
 - Why small caps?
 - Selection criterion
 - Risks
- Key personnel
- Best-in-class partners
- Investment features and fee structure
- Contact Details
- Disclaimers

THE WORD **EQUITY**”

ORIGINATES FROM THE
LATIN WORD AEQUITAS



AEQUITAS

Aequitas is the Roman goddess of equity and fairness, often depicted holding a pair of scales. At times, she is shown also holding a cornucopia, which symbolises abundance and wealth. At Aequitas, we strive to conduct ourselves in a fair and equitable manner.



WHO ARE WE ?



A boutique investment fund specializing in small-cap equities



Firm AUM of ~INR 5100 Crs; (significantly outperforming markets since inception)



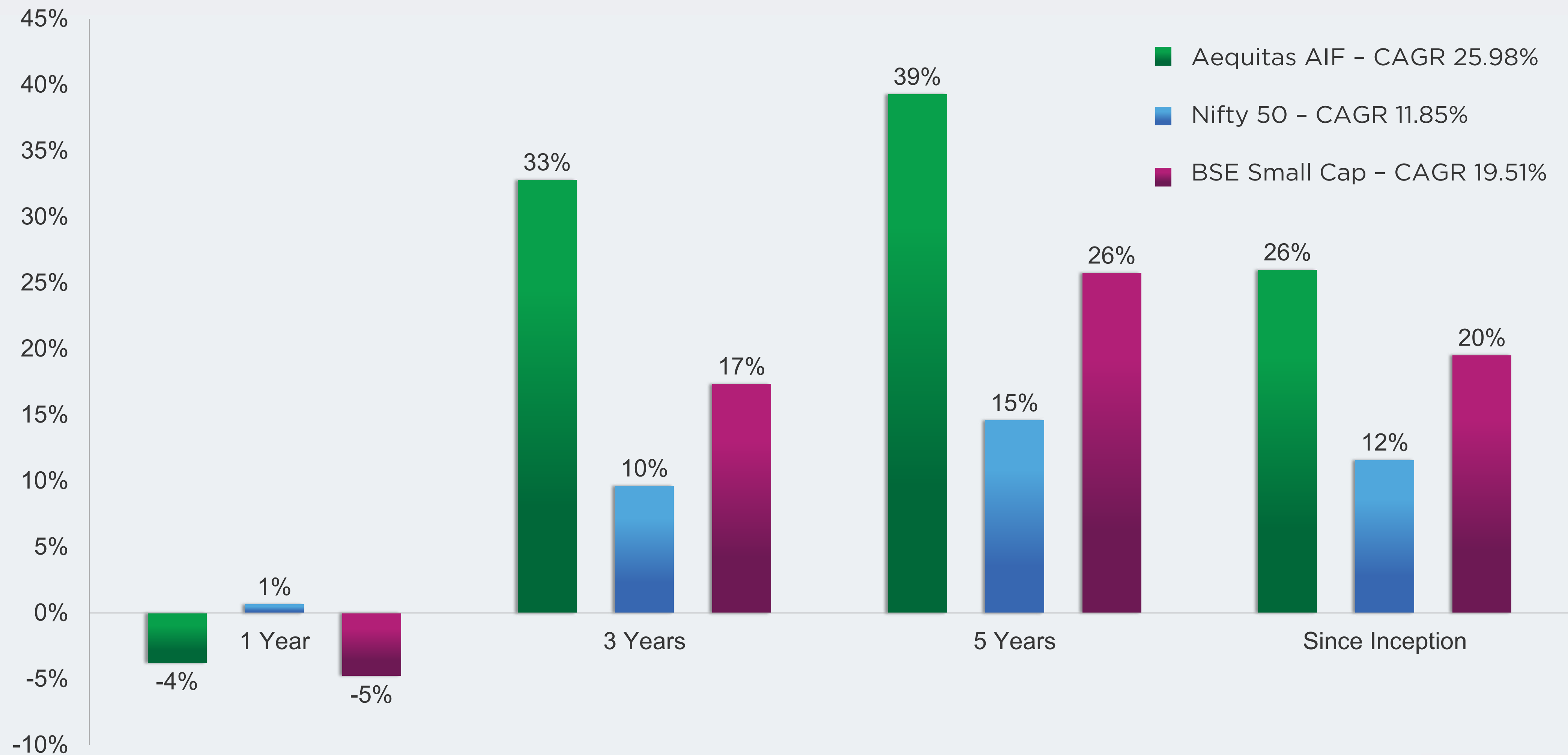
We work with UHNIs; select family offices and foreign institutions




Our Products:
Domestic – PMS, AIF and FPI Fund
International – Far East Fund



OUR AIF PERFORMANCE



• Returns over 1-year period are calculated on a compounded annual basis; returns are adjusted for inflows/outflows and are after fees, expenses and taxes; as of 28th Feb 2025
• Performance-related information provided herein is not verified by the regulator



OUR AIF PERFORMANCE

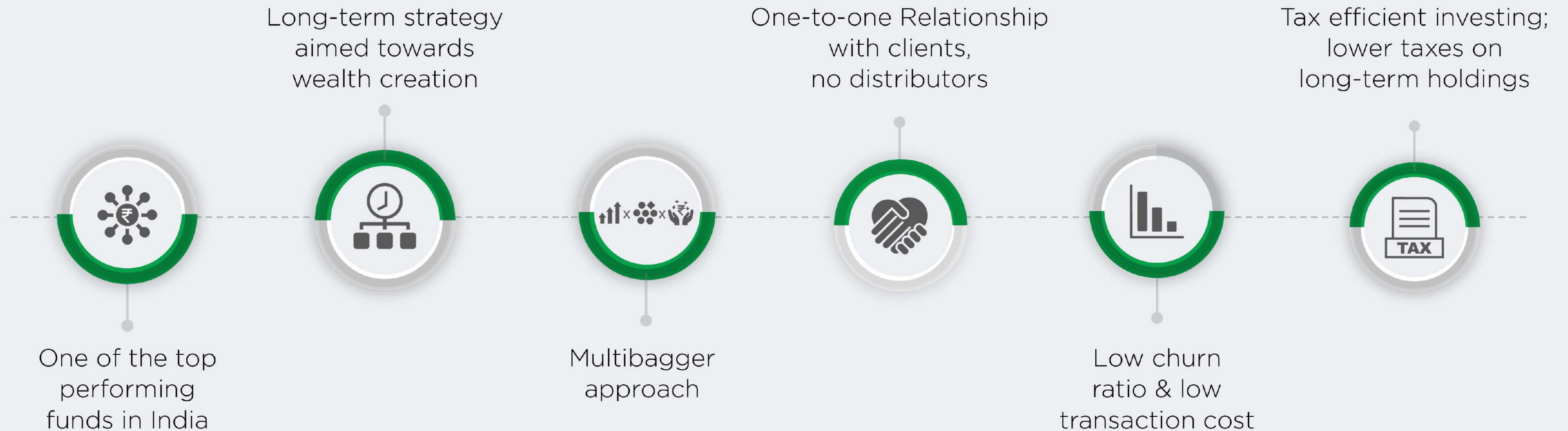
An investment of ₹ **1 Cr.** made with AIF in March 2019 would be worth ₹ **3.9 Cr.** as on 28th February 2025 as opposed to ₹ **1.9 Cr.** from Nifty.



The chart depicts Absolute values over time since inception; returns are adjusted for inflows/outflows and are after expenses and taxes; 28th Feb 2025



WHY CHOOSE AEQUITAS ?





WHAT SETS US **APART?**



- Direct relationships with clients
- Bespoke portfolios, not off-the-rack model portfolios
- Based on a multibagger approach, we pursue a single investment strategy, which has consistently outperformed the markets



OUR FORTE





INVESTMENT PHILOSOPHY



FOCUS AND PROFESSIONAL DISCIPLINE

MULTIBAGGER APPROACH

PROCESS FLOW

PORTFOLIO CONSTRUCTION

WHY SMALL CAPS

SELECTION CRITERION

RISKS



FOCUS AND PROFESSIONAL DISCIPLINE

WE AVOID

- Impulsive decisions
- Being influenced by financial news channels and platforms
- Acting on market movements
- Chasing winners or hot stocks
- Trading and short-term investments
- Derivatives

RED FLAGS

- Low promoter holdings
- Poor corporate governance
- High institutional ownership
- Leverage
- Fad / hot sectors
- Expensive valuations
- IPOs
- QIPs / Secondary equity sales




MULTIBAGGER APPROACH



GROWTH

The company has to be a growth company with above-average growth potential for the next 3-5 years. Markets reward a higher PE multiple for growth companies.



CONTRARIAN

Contrarian approach does not mean doing the opposite of others, rather, it means doing things differently. Buying in popular names will not provide multibagger returns.



VALUE

The valuation has to be reasonable. This is important because there has to be potential for re-rating. A combination of EPS growth and PE re-rating leads to multibagger returns.



PROCESS FLOW



SCREENERS

- Sales growth, PAT growth, capacity utilisation
- Valuation dislocation
EV/Sales, PE ratio,
EV/EBITDA
- Debt
- Dividend track record
- Promoter ownership
- Insider Buying
- Industry Leadership
- Credit rating
- Long term track record



RESEARCH

- Annual report
- Quarterly results
- Industry & company news
- Management interviews
- Third party research
- Management meetings
- Press releases
- Conference calls /
Analyst meets



PORTFOLIO CONSTRUCTION

- around 20 stocks
- Balance across sectors
- Catalyst for stock re-rating



ONGOING RESEARCH





PORTFOLIO CONSTRUCTION

We invest in quality companies with a focus on small and Mid cap growth companies.

Most market participants focus on price; we focus on company fundamentals.

We aim to construct a portfolio of around 20 stocks across various sectors.

Invest with a 3-5 year horizon with a focus on low churn rate.

A value can remain a value for a long time. We actively look for catalysts that can lead to stock re-rating.

Multibaggers Know No Size

01 Busting Myths: Small vs Large Caps

02 Most Small Caps are junk

03 Capitalization is stupid Matrix

04 Large Companies + Small Map = Multibaggers

Large caps which have become small caps

Companies	Peak Price	Current Price	Erosion
RCom	792	2	-100%
Reliance Power	275	19	-93%
DLF	1194	529	-56%
Jet Airways	1324	68	-95%
Yes Bank	393	17	-96%
Suzlon	398	29	-93%
Unitech	521	2	-100%

Small caps which have become Large caps

Companies	Price in 2002	Current Price	Multiple
Kotak	9	1742	202X
HDFC	37	1540	41X
ICICI	16	941	60X
Axis	9	1006	112X
Sun Pharma	13	1128	84X
IPCA	9	933	103X
Airtel	11	925	81X



SELECTION CRITERION

INDUSTRY LEADERS

Most of the companies in our portfolio are industry leaders with a strong sustainable competitive advantage

LOW DEBT

Companies need to have very low debt levels and some of the companies are in fact net cash positive

MANAGEMENT

A good dividend paying record, corporate governance practices & a sound long-term performance record is a must.

VALUATIONS

The portfolio PE ratio is lesser than market PE ratios (adjusted for cyclicity in earnings).

CREEPING ACQUISITION / BUYBACKS


Majority of our companies have done buy-back / creeping acquisition in the 12 months prior to our initial acquisition.

CASH FLOW

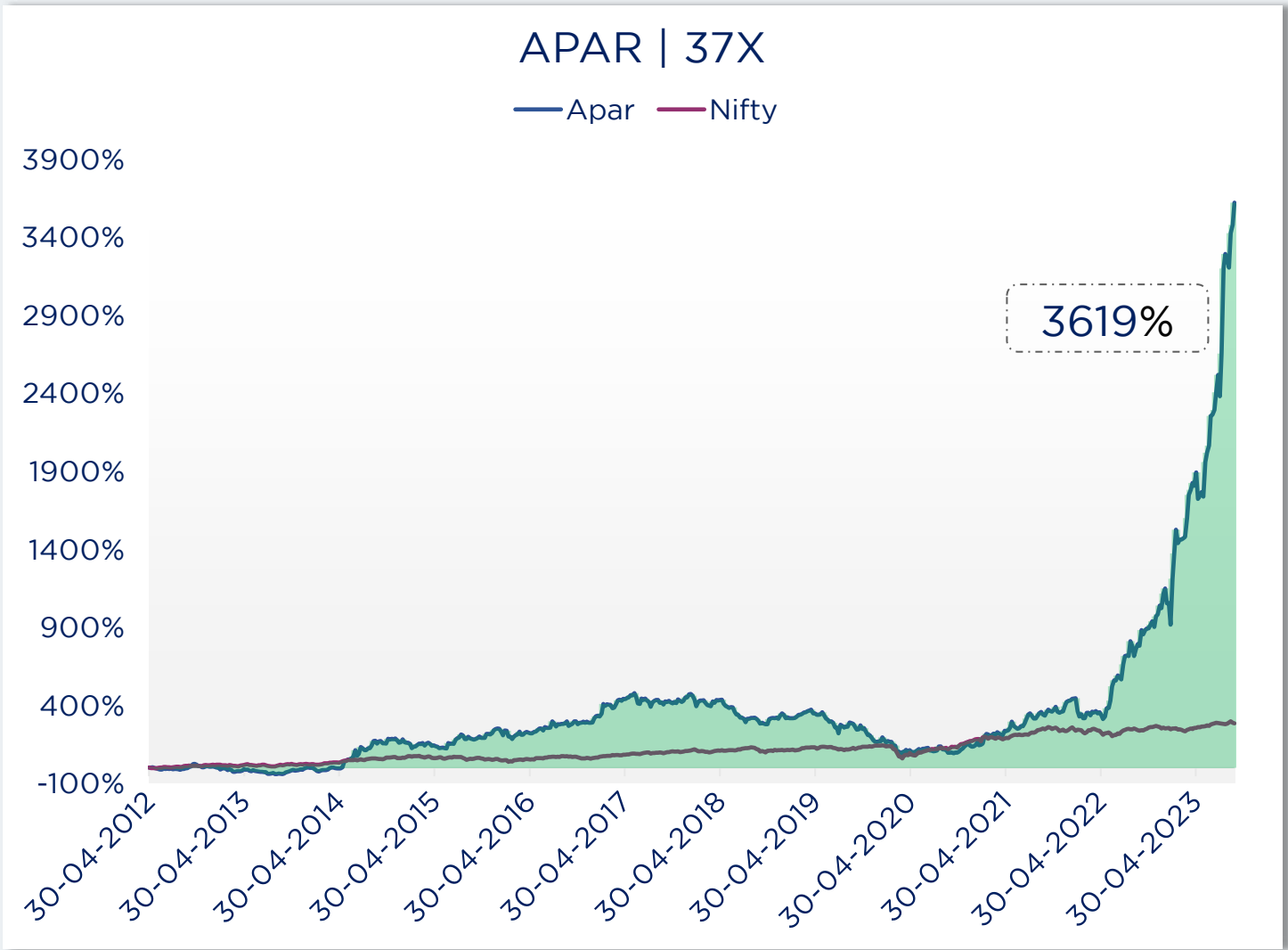
Our portfolio includes companies with strong and consistent cash flow generation.



OUR MULTIBAGGER PICKS



Case Studies



Industry Leadership

When did we buy?

323

Market Capitalization (In Cr)

3589

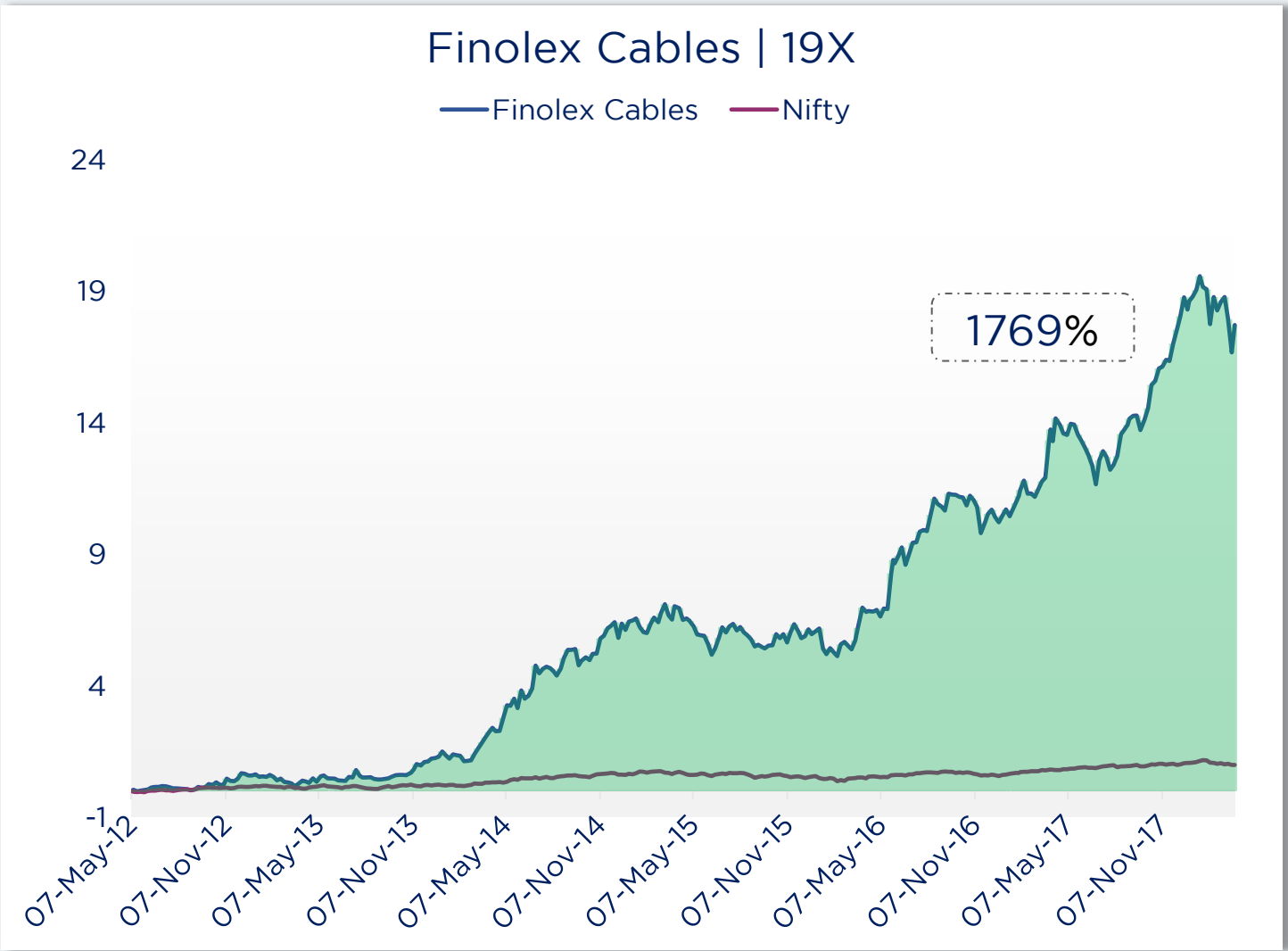
Revenue (In Cr)

4.4

Price to Earnings Ratio

0.1

Price to Sales



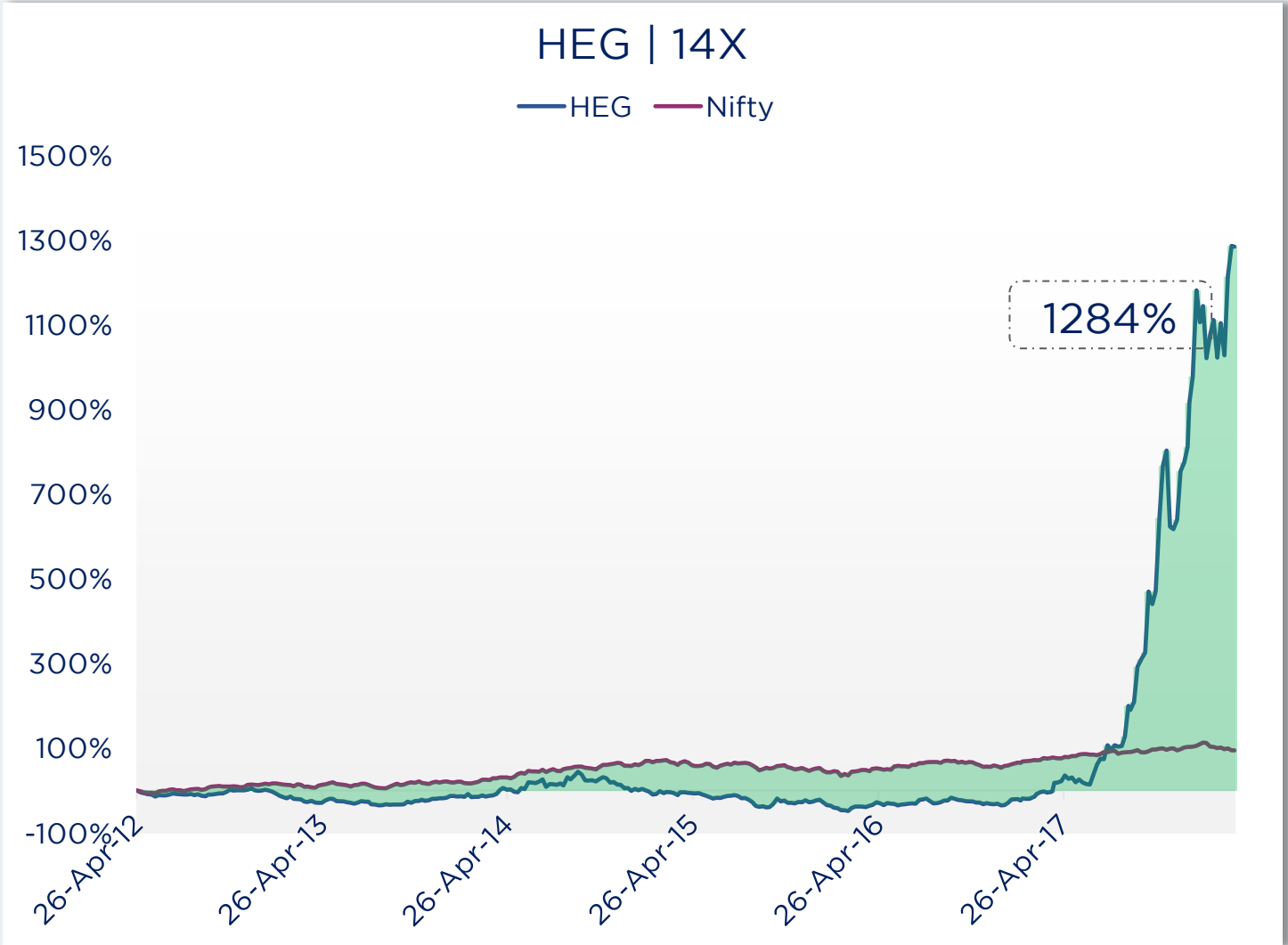
493

2064

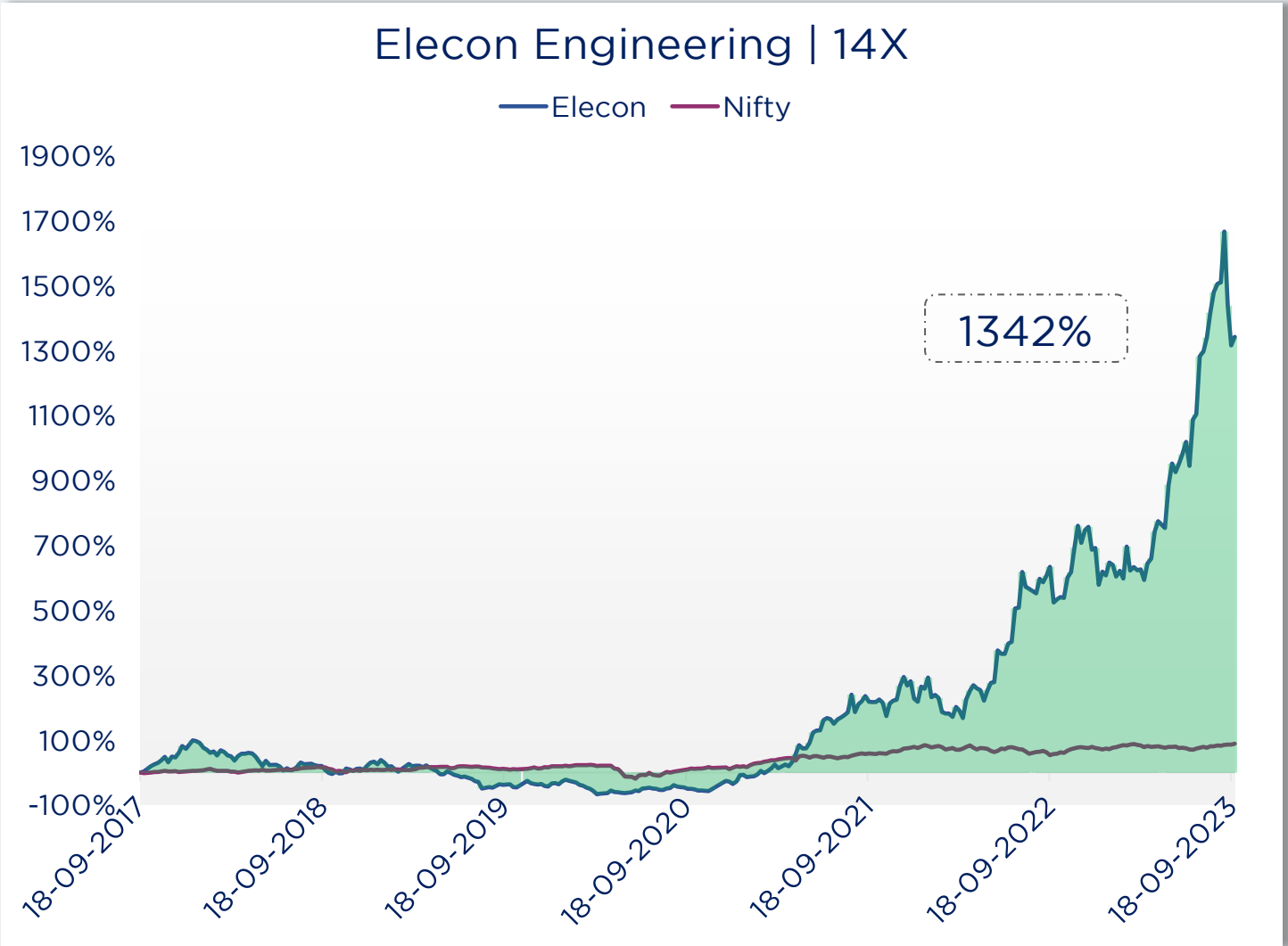
5.0

0.2

Case Studies



Industry Leadership



888

1417

15.6

0.6

Market Capitalization (In Cr)

Revenue (In Cr)

Price to Earnings Ratio

Price to Sales

589

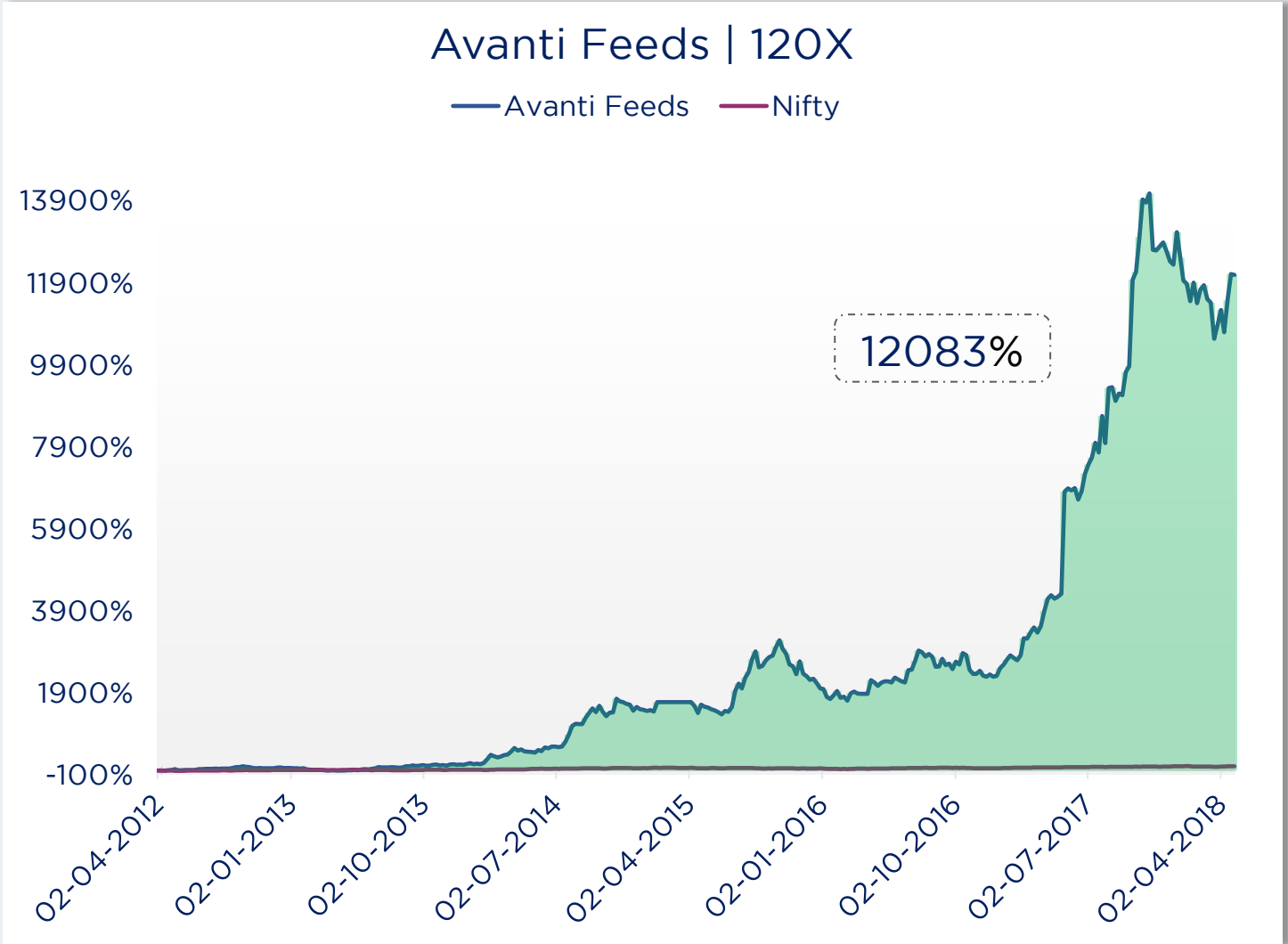
1044

NA

0.6

When did we buy?

Case Studies



Industry Leadership

When did we buy?

96

Market Capitalization (In Cr)

383

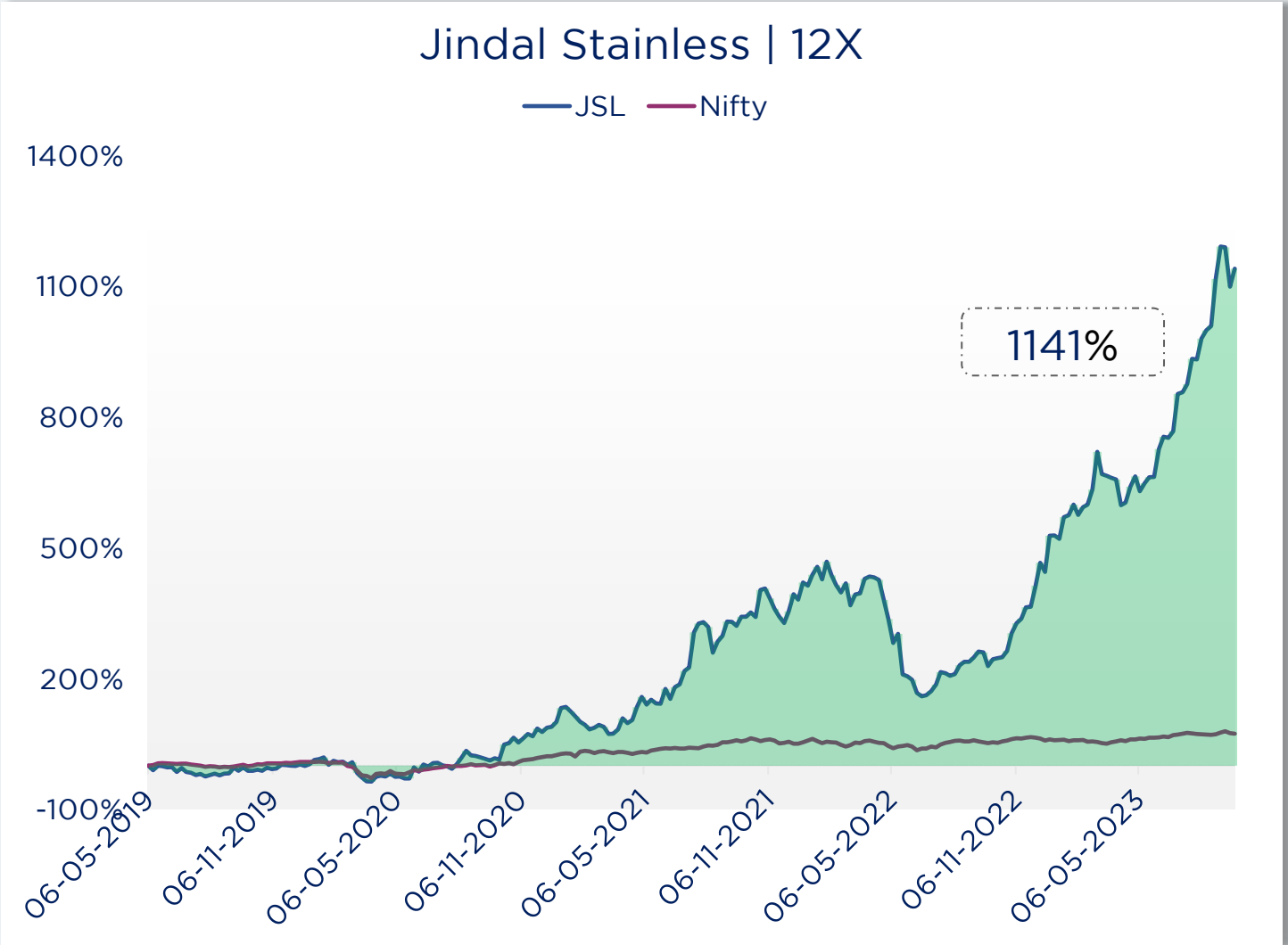
Revenue (In Cr)

3.4

Price to Earnings Ratio

0.2

Price to Sales



1901

Market Capitalization (In Cr)

13557

Revenue (In Cr)

13.1

Price to Earnings Ratio

0.1

Price to Sales



RISK

Risk is not a number, rather, it is a concept or notion.
Risk equates to what Ben Graham called a “permanent loss of capital”.



VALUATION RISK

Risk of buying stocks dear without adequate margin of safety. Reasonable valuation is the corner stone of all our investment decisions.



EARNINGS RISK

Risk that current earnings could decline due to technological changes, economic changes or deterioration in management.



BALANCE SHEET RISK

The risk of an overleveraged balance sheet which is ignored during good times in favour of the cyclic high and unsustainable earnings.





KEY PERSONNEL



SIDDHARTHA BHAIYA

Managing Director & Fund Manager

- Founded Aequitas in 2012
- A qualified Chartered Accountant
- Has consistently outperformed the markets.
- Delivered industry-beating CAGR returns
- Headed PMS division at Reliance Mutual Fund
- Expert at finding multibaggers with his contrarian approach



NEERAV SHAH

Director - Operations

- Co-Founder at Aequitas
- 18+ year's experience in market operations
- A qualified Chartered Accountant
- Previously with Reliance Capital Asset Management and Birla Sun Life
- Handled operations, funds accounting and dealing functions



PRITHIPAL SINGH

Director and Head (Business Development)

- Amongst the renowned in the Mutual Fund industry
- 15+ years of experience in the finance sector
- Has led Marketing & Sales teams at leading firms
- Disciplined personality, Military school background




BEST-IN-CLASS PRACTICES

WORKING WITH LEADING SERVICE PROVIDERS TO ENSURE
THE BEST-IN-CLASS SERVICES TO CLIENTS



A SEBI registered
alternative investment fund



Trustee for the fund



Tie-up with top
institutional brokers
for broking services

Tie-up with Deloitte for
tax and audit.

Tie-up with CAMS
for digital onboarding

Tie-up with Axis Bank for
providing custodian and
fund accounting services.

REPORTING

- Monthly NAV Appraisal Statement
- Quarterly Factsheet



INVESTMENT FEATURES AND FEE STRUCTURE

AIF


MINIMUM INVESTMENTS	₹ 3 Crs.
SUITABLE TIME FRAME	3 - 5 years
MODE OF INFLOW	Cash
FEES	2% p.a. of daily average AUM charged monthly
PERFORMANCE SHARING	10% profit sharing with high-water marking charged annually at the end of the financial year



CONTACT DETAILS



A-1003, The Capital Building, Behind ICICI Bank,
BKC, Bandra - East, Mumbai - 400 051




info@aequitasindia.in
neerav.shah@aequitasindia.in
shail.pillay@aequitasindia.in



022 49242290
+91 72080 42953



www.aequitasindia.in



DISCLAIMER

- The views expressed herein are the personal views and constitute only the opinions and do not constitute any guidelines or recommendation on any course of action to be followed by the readers. This information is meant for general reading purpose only and is not meant to serve as a professional guide for the readers. This document has been prepared on the basis of publicly available information, internally developed data and other sources believed to be reliable. The Sponsor, Aequitas Investment Consultancy Private Limited (AICPL) or any of their respective directors, employees, affiliates or representatives do not assume any responsibility for, or warrant the accuracy, completeness, adequacy and reliability of such information. Whilst no action has been solicited based upon the information provided herein, due care has been taken to ensure that the facts are accurate and opinions given fair and reasonable. This information is not intended to be an offer or solicitation for the purchase or sale of any financial product or instrument. Recipients of this information should rely on information/data arising out of their own investigations. Readers are advised to seek independent professional advice and arrive at an informed investment decision before making any investments. AICPL or any of their respective directors, employees, affiliates or representatives shall not be liable for any direct, indirect, special, incidental, consequential, punitive or exemplary damages, including lost profits arising in any way from the information contained in this material.
- AICPL, any of their respective directors, employees including the fund managers, affiliates, representatives including persons involved in the preparation or issuance of this material may from time to time, have long or short positions in, and buy or sell the securities thereof, of company(ies) / specific economic sectors mentioned herein.
- Risk factors: Investments in securities are subject to market risks. There are no assurances or guarantees that the objectives of any of the Products will be achieved. The investments may not be suited to all categories of investors. The value of the Portfolios can go up or down depending on various market factors. Past performance of the Portfolio Manager does not indicate the future performance of the Products or any other future Products of the Portfolio Manager. Investors are not being offered any guaranteed or indicative returns through any of the Products. The names of the Products do not in any manner indicate their prospects or returns. The performance of the Products may be adversely affected by the performance of individual companies, changes in the market conditions, micro and macro factors and forces affecting capital markets in particular like interest rate risk, credit risk, liquidity risk and reinvestment risk. The Portfolio Manager is not responsible or liable for any loss resulting from the operations of the Products/ Portfolios. Each portfolio will be exposed to various risks depending on the investment objective, investment strategy and the asset allocation. Non-Diversified Portfolio tends to be more volatile than diversified portfolio. AICPL is a SEBI registered Portfolio Manager. Please read the Disclosure Document before investing.
- Since, AICPL does not work with the distributors, the perspective client's on boarding will be on direct basis.
- The performance related information provided herein is not verified by SEBI